

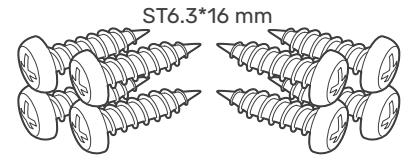
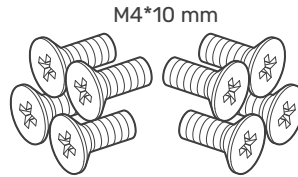
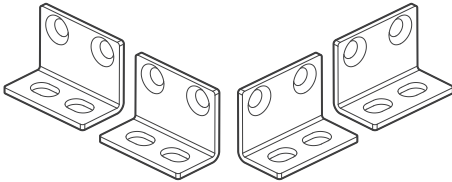
RENOGY REGO Series 12.8V 104Ah Super Slim Solid State Lithium Battery

RMT12104BT-SB-G1 / RMT12104BT-DB-G1

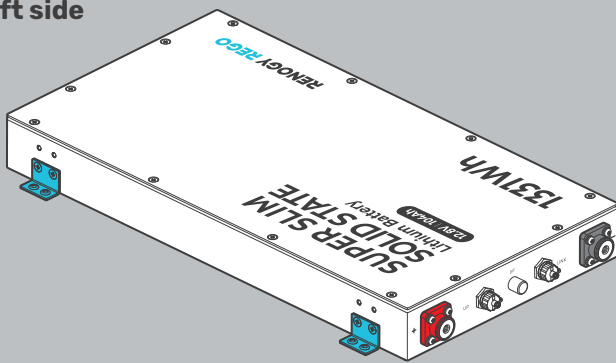
Battery Fix Accessory Kit

Single Battery Fix Accessory Kit (RMT12104BT-SB-G1)

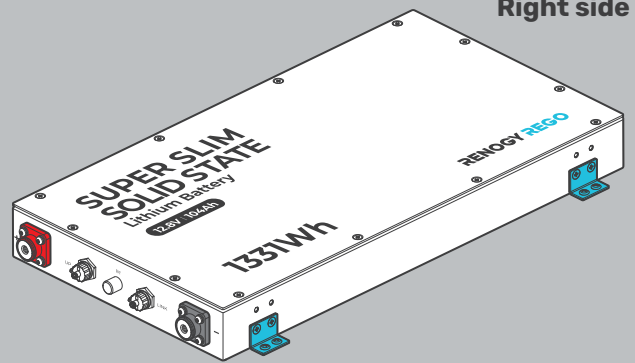
A single fix accessory kit includes 4 battery fix brackets, 8 countersunk head bolts, and 8 self-tapping screws.



Left side

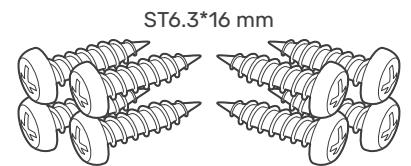
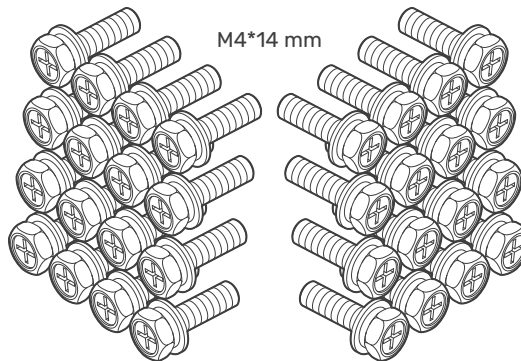



Right side



Dual Battery Fix Accessory Kit (RMT12104BT-DB-G1)

A dual-battery fix accessory kit includes 4 battery fix brackets, 32 cross hexagon three combination bolts, and 8 self-tapping screws.



Left side



Right side



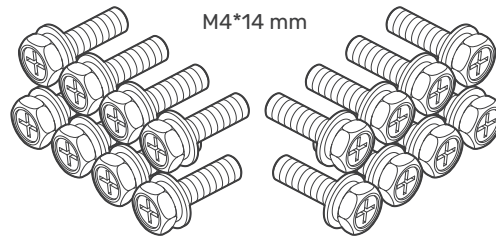

RENOGY REGO Series 12.8V 104Ah Super Slim Solid State Lithium Battery

RMT12104BT-MB-G1

Holder Accessory Kit

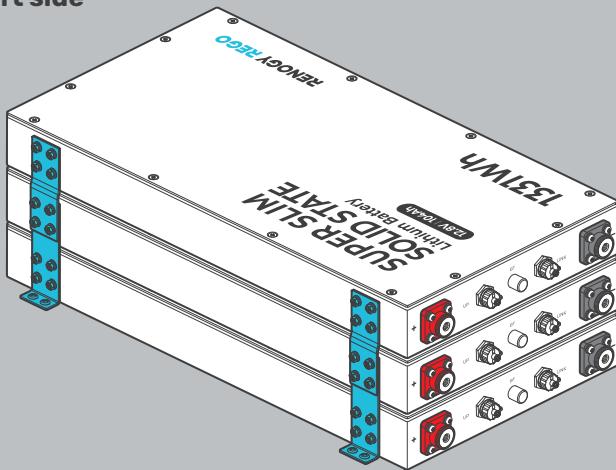
Holder Accessory Kit (RMT12104BT-MB-G1)

A holder accessory kit is used to stack three or four batteries when working with a Dual Battery Fix Accessory Kit. A holder accessory kit includes 4 battery holders and 16 cross hexagon three combination bolts.



Three-battery stacking: 1 x Dual Battery Fix Accessory Kit + 1 x Holder Accessory Kit

Left side



Right side

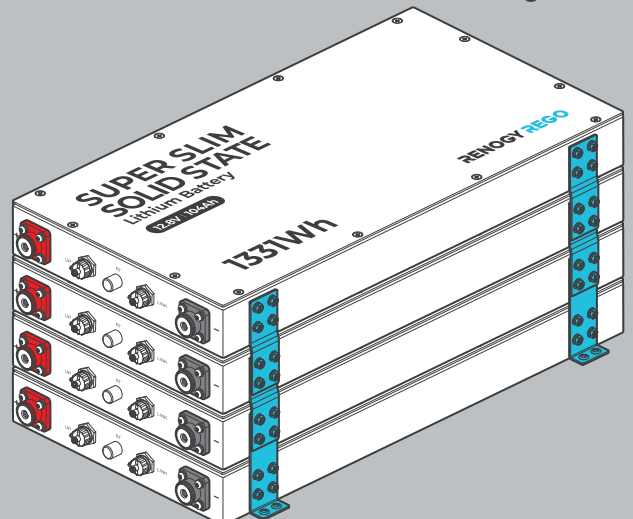


Four-battery stacking (maximum): 1 x Dual Battery Fix Accessory Kit + 2 x Holder Accessory Kit

Left side



Right side



RENOGY REGO Series

12.8V 104Ah

Super Slim Solid State Lithium Battery

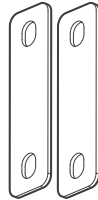
RMT12104BT-2PB-SG-G1-US /
RMT12104BT-2PB-G1 / RMT12104BT-3PB-G1 / RMT12104BT-4PB-G1

2P/3P/4P Busbar

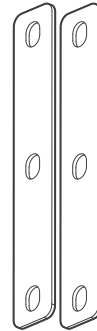
2P/3P/4P Busbar



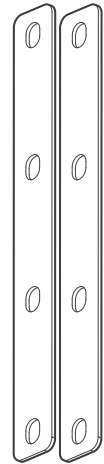
2P Busbar
(RMT12104BT-2PB-SG-G1-US)



2P Busbars
(RMT12104BT-2PB-G1)

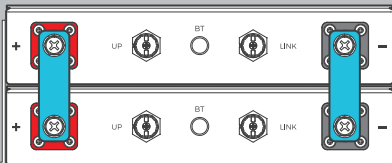


3P Busbars
(RMT12104BT-3PB-G1)

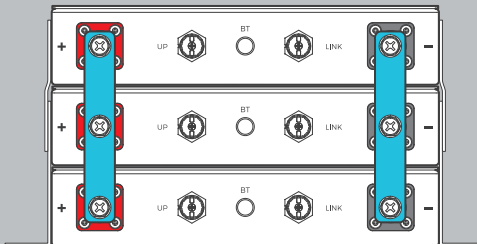


4P Busbars
(RMT12104BT-4PB-G1)

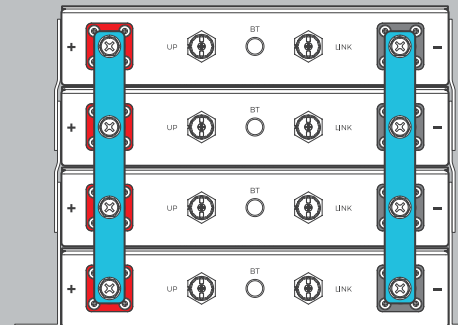
Busbars must be used in conjunction with fix and holder accessory kits when connecting batteries in parallel or series. The 2P busbars come in either a single busbar or a set of two busbars. Both the 3P busbars and 4P busbars come in pairs. Select an appropriate busbar based on the number of batteries in your system, as illustrated in the diagram below.



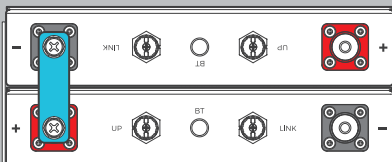
2 Parallel



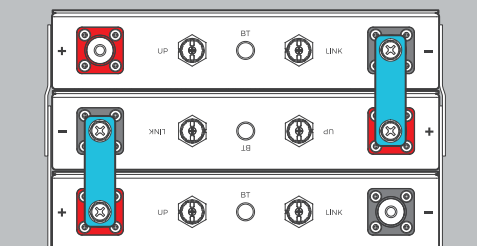
3 Parallel



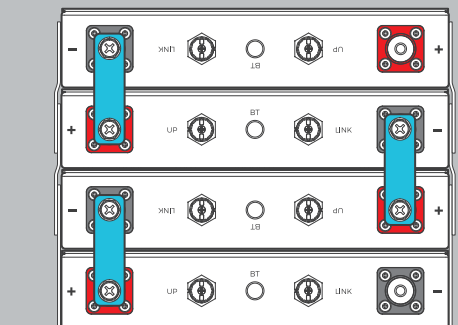
4 Parallel



2 Series



3 Series



4 Series

RENOGY REGO Series

12.8V 104Ah

Super Slim Solid State Lithium Battery

Accessory Matching Method

The numbers of accessory kits, holder kits, and busbars required vary specific to the connection method and the number of involved batteries.

Fixing or Stacking Batteries

Battery Quantity	Seperate Mounting	Stacked Mounting
One unit	Single Battery Fix Accessory Kit × 1	N/A
Two units	Single Battery Fix Accessory Kit × 2	Dual Battery Fix Accessory Kit × 1
Three units	Single Battery Fix Accessory Kit × 3	Dual Battery Fix Accessory Kit × 1 & Holder Accessory Kit × 1
Four units	Single Battery Fix Accessory Kit × 4	Dual Battery Fix Accessory Kit × 1 & Holder Accessory Kit × 2

Series or Parallel Connection

Battery Quantity	Stacking	
	Parallel	Series
Two units	Dual Battery Fix Accessory Kit × 1 & 2P Busbars × 1	Dual Battery Fix Accessory Kit × 1 & 2P Busbar × 1
Three units	Dual Battery Fix Accessory Kit × 1 & Holder Accessory Kit × 1 & 3P Busbars × 1	Dual Battery Fix Accessory Kit × 1 & Holder Accessory Kit × 1 & 2P Busbars × 1
Four units	Dual Battery Fix Accessory Kit × 1 & Holder Accessory Kit × 2 & 4P Busbars × 1	Dual Battery Fix Accessory Kit × 1 & Holder Accessory Kit × 2 & 2P Busbar × 3